

**Economic and Social Commission for Asia and the Pacific**

Eighth Asia-Pacific Forum on Sustainable Development

Bangkok, 23–26 March 2021

Item 2 of the provisional agenda*

**Regional perspectives on accelerating progress on the
2030 Agenda for Sustainable Development****Progress report on the Sustainable Development Goals in
Asia and the Pacific, 2021****Note by the secretariat***Summary*

At the outset of 2021, as the decade of action to deliver the Sustainable Development Goals by 2030 gets under way, the Asia-Pacific region is not on track to achieve any of the 17 Goals.

The region has made its greatest progress on Sustainable Development Goals 3 (Good health and well-being) and 9 (Industry, innovation and infrastructure) but has regressed on critical Goals such as 13 (Climate action) and 14 (Life below water). It has made slow progress on Goals 1 (No poverty), 2 (Zero hunger), 4 (Quality education), 10 (Reduced inequalities) and 17 (Partnerships for the Goals), but progress remains too slow or stagnant for half of the Goals.

The Asia-Pacific region is currently on track to achieve less than 10 per cent of the Sustainable Development Goal targets for which there are sufficient data to measure progress. For the majority of these targets, acceleration or course correction is required in order to achieve ambitions by 2030.

Despite significant improvement in data availability, the Asia-Pacific region still lacks sufficient data to measure progress on 40 per cent of the Sustainable Development Goal targets. Moreover, the coronavirus disease pandemic is impacting progress on the Sustainable Development Goals in all areas, namely health, people, prosperity, planet and partnerships.

Member States may wish to discuss the outcomes of the 2021 assessment of the region's progress in the implementation of the 2030 Agenda for Sustainable Development and agree on priorities and mechanisms for accelerating actions including in the areas of leaving no one behind, data availability and national progress assessments.

* ESCAP/RFSD/2021/L.1.

I. Introduction

1. In September 2019, the Secretary-General launched the decade of action for the Sustainable Development Goals to accelerate sustainable solutions to all the world's greatest challenges, ranging from poverty and gender to climate change, inequality and closing the finance gap.¹ Within six months of the decade's launch, the emergence of the coronavirus disease (COVID-19) pandemic heralded another great challenge for the world.

2. The COVID-19 pandemic has had an impact on all 17 Sustainable Development Goals, showing that what began as a health crisis has quickly become a human and socioeconomic crisis. The crisis is simultaneously imperilling progress on the Goals and making their achievement all the more urgent and necessary. Efforts to recover from the COVID-19 pandemic must go hand in hand with efforts to implement the 2030 Agenda for Sustainable Development and deliver the Goals during the decade of action.

3. The purpose of the present document is to describe the status of progress on the 2030 Agenda in Asia and the Pacific, including how progress was impacted by the COVID-19 pandemic, at the dawn of the decade of action to deliver the Sustainable Development Goals, in 2020. It contains extracts of the main findings of the *Asia and the Pacific SDG Progress Report 2021*,² the fifth in a series of Economic and Social Commission for Asia and the Pacific (ESCAP) flagship reports³ on the region's current progress on the 17 Sustainable Development Goals and anticipated progress on the 169 targets. Based on a progress methodology developed by ESCAP, data from the global Sustainable Development Goal database, and contributions from across the United Nations development system, the 2021 *Report* also contains an assessment of how the COVID-19 pandemic might impact regional progress on the Goals. Additionally, the *Report* includes, for the first time, a step-by-step guide for Governments seeking to replicate the progress assessment using a newly developed national Sustainable Development Goal tracker developed by ESCAP in conjunction with the Economic Commission for Africa, as part of the commitment of the United Nations to support countries with follow-up and review of the 2030 Agenda.⁴ Figure I provides a snapshot of regional progress on the Goals.

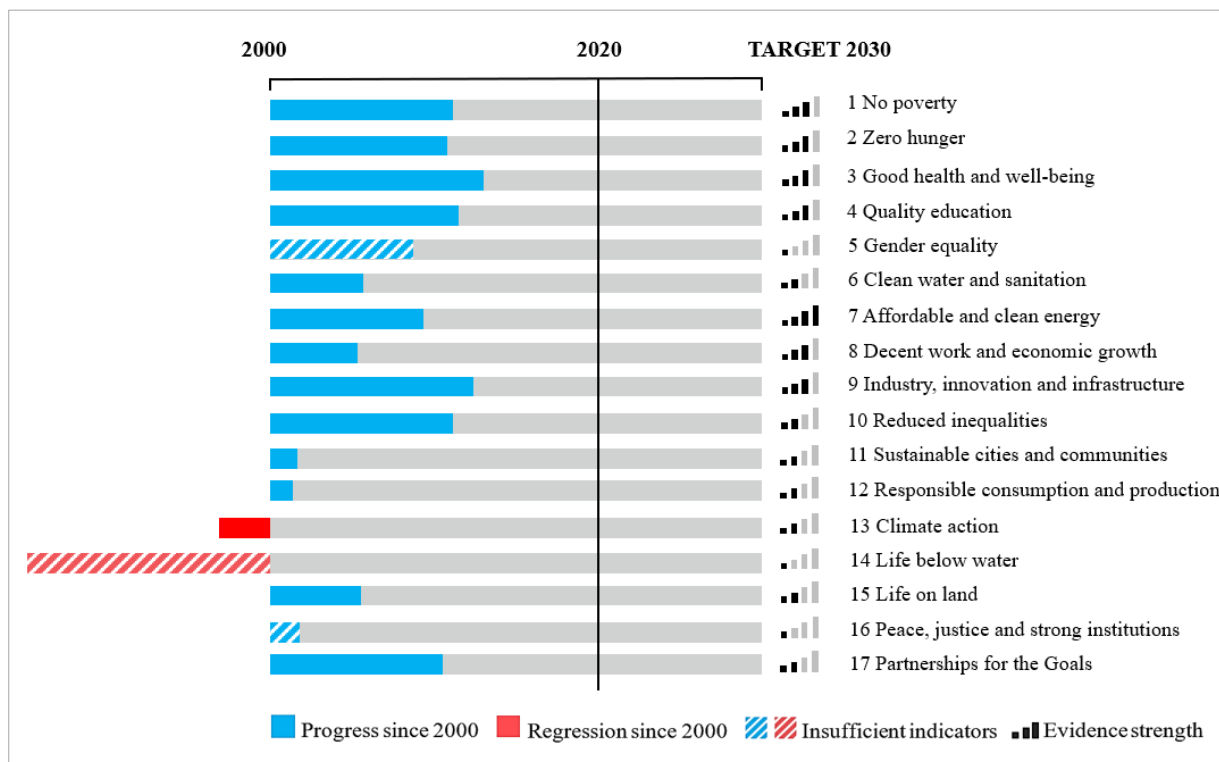
¹ See António Guterres, Secretary-General, "Remarks to the high-level political forum on sustainable development", New York, 24 September 2019.

² To be launched at the Eighth Asia-Pacific Forum on Sustainable Development in Bangkok, from 23 to 26 March 2021.

³ Produced by ESCAP in partnership with seven United Nations organizations: International Labour Organization; United Nations Environment Programme (UNEP); United Nations Educational, Scientific and Cultural Organization (UNESCO); United Nations Children's Fund (UNICEF); United Nations Population Fund; Office of the United Nations High Commissioner for Refugees; and United Nations Development Programme.

⁴ See Asia-Pacific SDG Gateway, available at <https://data.unescap.org/>.

Figure I
Where does Asia and the Pacific stand on the 17 Sustainable Development Goals?



Source: *Asia and the Pacific SDG Progress Report 2021* (United Nations publication, forthcoming).

Note: For details on the methodology used to assess progress, see <http://data.unescap.org>.

II. Status of progress in the Asia-Pacific region

Greatest progress in Asia-Pacific region made on Sustainable Development Goals 3 and 9, but regression observed on critical Goals 13 and 14

4. The Asia-Pacific region achieved significant progress on Sustainable Development Goal 3 (Good health and well-being) mainly by improving maternal and child health, vaccination coverage and malaria prevention. It also made significant progress on Goal 9 (Industry, innovation and infrastructure) owing to its success with regard to two Sustainable Development Goal indicators, namely providing access to mobile networks and reducing carbon dioxide emissions per unit of manufacturing value added. However, the region must accelerate the pace of its progress on both Goals to achieve them by 2030.

5. Alarmingly, the situation regarding Goals 13 (Climate action) and 14 (Life below water) is now worse than it was in 2000. Some member States have implemented national and local disaster risk reduction strategies, but these efforts are not enough, and the region continues to produce half of global greenhouse gas emissions. Some progress has been made on protecting coastal areas, but economic benefits from sustainable fisheries and the quality of oceans have declined.

Some regional progress made on Sustainable Development Goals 1, 2, 4, 10 and 17, but progress remains slow or stagnant for half of the Goals

6. The Asia-Pacific region has made some progress on several Sustainable Development Goals, but more must be done to overcome obstacles that cause slow⁵ or stagnant⁶ progress. For example, to achieve Goal 1 (No poverty), more must be done on other Goals such as improving resilience to natural disasters, enhancing social protection, increasing investment in basic services for the poor and vulnerable and securing official development assistance grants for poverty reduction in the least developed countries. To achieve Goal 2 (Zero hunger), more must be done to reduce food insecurity and malnutrition. Achieving Goal 4 (Quality education) requires equal access to education, improved school infrastructure and learning outcomes. Progress on Goal 10 (Reduced inequalities) can be enhanced by further reducing income inequality, enacting redistributive policies and ensuring safe migration. Lastly, achieving Goal 17 (Partnerships for the Goals) requires better tax policies, universal birth and death registration and better access to information and communications technology.

7. The region's progress on Sustainable Development Goal 5 (Gender equality) is very slow, as is progress on Goals 6 (Clean water and sanitation), 7 (Affordable and clean energy), 8 (Decent work and economic growth) and 15 (Life on land).

8. Since 2000, the least progress has been made on Sustainable Development Goals 11 (Sustainable cities and communities), 12 (Responsible consumption and production) and 16 (Peace, justice and strong institutions). Related development challenges include the growing number of people affected by disasters, growing exploitation of natural resources, increased production of hazardous waste and increasing urgency of combating corruption and bribery and preventing human exploitation and trafficking.

More data available as Governments prioritize Sustainable Development Goal monitoring

9. In broad terms, data to measure progress in the Asia-Pacific region remain limited; for nearly 40 per cent of the Sustainable Development Goal targets, progress in the Asia-Pacific region cannot be measured owing to the lack of data. However, while the available data only show a partial picture of progress, the picture is becoming clearer and more complete over time.

10. Since 2019, data availability has increased for seven of the Sustainable Development Goals (Goals 1, 2, 7, 8 and 11–13). The most significant remaining data challenges pertain to Goals 5, 14 and 16, of which 5 and 14 are notable priorities for the Asia-Pacific region.

⁵ Defined as less than half of the progress needed to achieve ambitions by 2030.

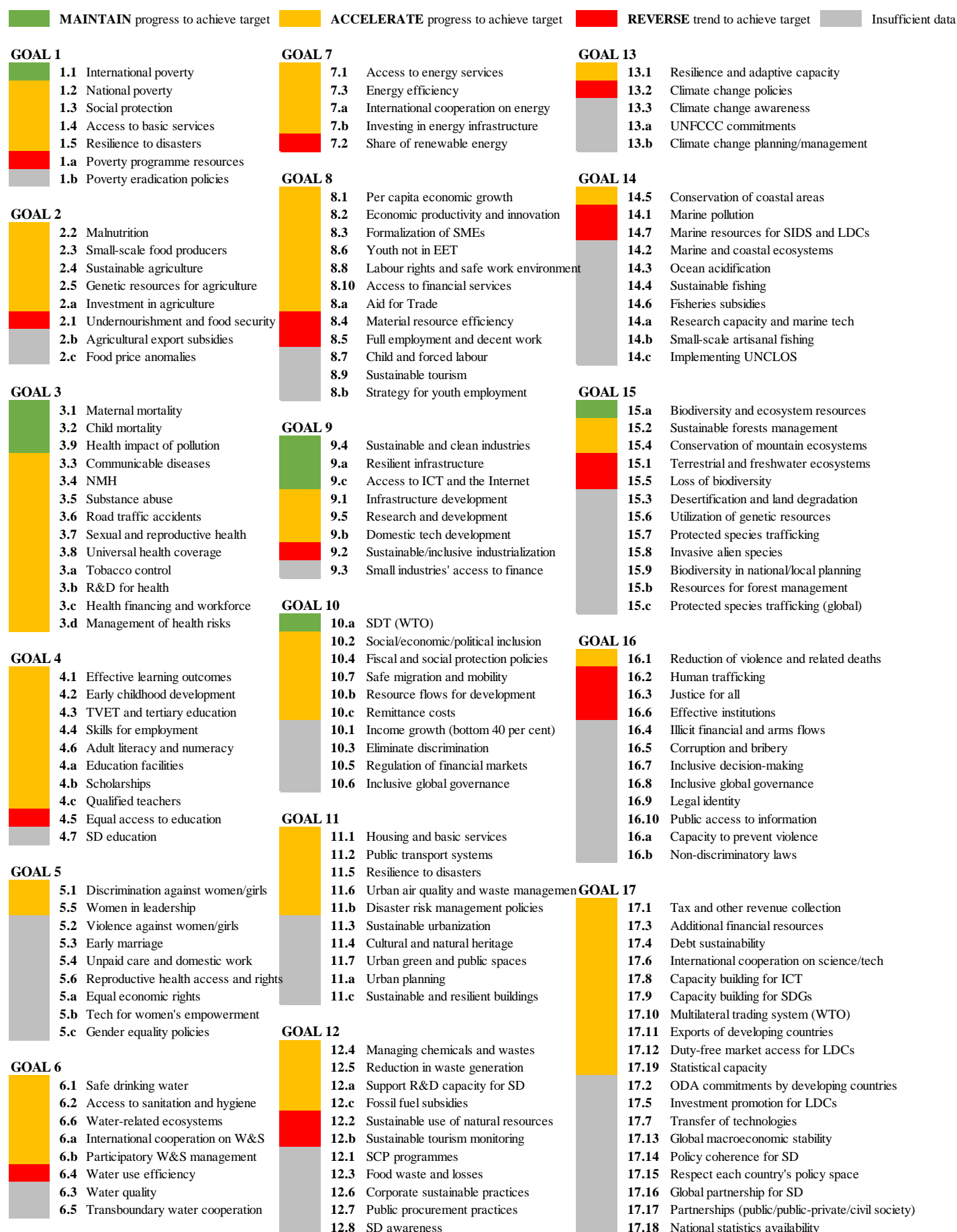
⁶ Defined as less than one third of the progress needed to achieve ambitions by 2030.

III. Outlook for achieving the Sustainable Development Goal targets in Asia and the Pacific by 2030

Asia-Pacific region on track to achieve less than 10 per cent of Sustainable Development Goal targets for which there are sufficient data to measure progress

11. The region is on track to achieve only 9 of the 104 measurable Sustainable Development Goal targets by 2030 if its current pace of progress is maintained. It needs to accelerate its current pace or reverse negative trends to achieve more than 90 per cent of the measurable targets. Even with regard to Goals 1–4, 9, 10 and 17, on which the region is making its most remarkable progress, anticipated progress on the related targets is mixed, and there are targets (and Goals) on which accelerated progress must be prioritized (see figure II).

Figure II
Anticipated progress on 169 Sustainable Development Goal targets in Asia
and the Pacific by 2030



Source: Asia and the Pacific SDG Progress Report 2021 (see figure I).

Abbreviations: EET: employment, education or training; ICT: information and communications technology; LDCs: least developed countries; NMH: noncommunicable diseases and mental health; ODA: official development assistance; R&D: research and development; SDT: special and differential treatment; SCP: sustainable consumption and production; SD: sustainable development; SDGs: Sustainable Development Goals; SIDS: small island development States; SMEs: small and medium-sized enterprises; tech: technology; TVET: technical and vocational education and training; UNCLOS: United Nations Convention on the Law of the Sea; UNFCCC: United Nations Framework Convention on Climate Change; W&S: water and sanitation; and WTO: World Trade Organization.

IV. Progress in the Asia-Pacific subregions

Subregions similarly not on track to achieve the 17 Sustainable Development Goals, although some are well-positioned to achieve selected Goals

12. **East and North-East Asia.** The subregion has made good progress on seven Sustainable Development Goals, namely Goals 1–3 and 6–9. However, the subregion needs to strengthen efforts on the remaining Goals, in particular Goal 14, for which the current negative trend has to be reversed. Meanwhile, the subregion also needs to accelerate actions on specific targets under Goals 1–5, 8–10 and 12 if the targets are to be met by 2030.

13. **North and Central Asia.** Good progress can be observed for many of the Sustainable Development Goals; however, the subregion is regressing on Goals 11, 13 and 14.

14. **South-East Asia.** The subregion has achieved significant progress on Sustainable Development Goals 1–4 and 6. However, slower progress was observed with regard to Goals 7–10. More worryingly, the subregion is regressing on the achievement of environmental Goals such as 13, 14 and 16.

15. **South and South-West Asia.** The subregion is not on track to achieve any of the Sustainable Development Goals; however, it did achieve some progress on Goals 1–3 and, to a lesser extent, on Goals 4, 5, 8 and 9. However, the subregion appears to be stagnating on Goals 7 and is regressing on Goals 10, 11, 13, 14 and 16.

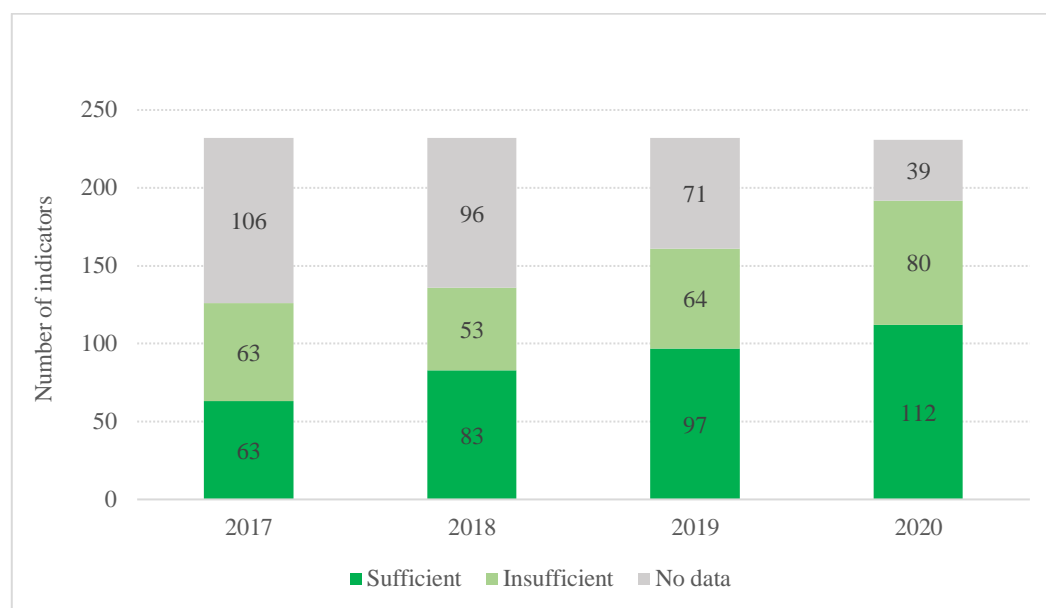
16. **Pacific.** Although the subregion is not on track to meet any of the 17 Sustainable Development Goals by 2030, good progress has been observed on Goals 3, 9, 11 and 13. However, there appear to be concerning signs of regression on Goals 10, 12 and 16, although more data are required to substantiate the trend.

V. Data availability in the Asia-Pacific region

Sufficient data available to track progress in the region for nearly half of all the Sustainable Development Goal indicators

17. In 2020, the number of indicators with sufficient data for assessing progress reached 112 out of a possible 231, having increased by almost 80 per cent since 2017. Similarly, the number of indicators with some but still insufficient data for assessing progress has increased to 80. Only 39 indicators remain without any data whatsoever in the Asia-Pacific region (see figure III).

Figure III
Data availability for Sustainable Development Goal indicators in Asia and the Pacific, 2017–2020

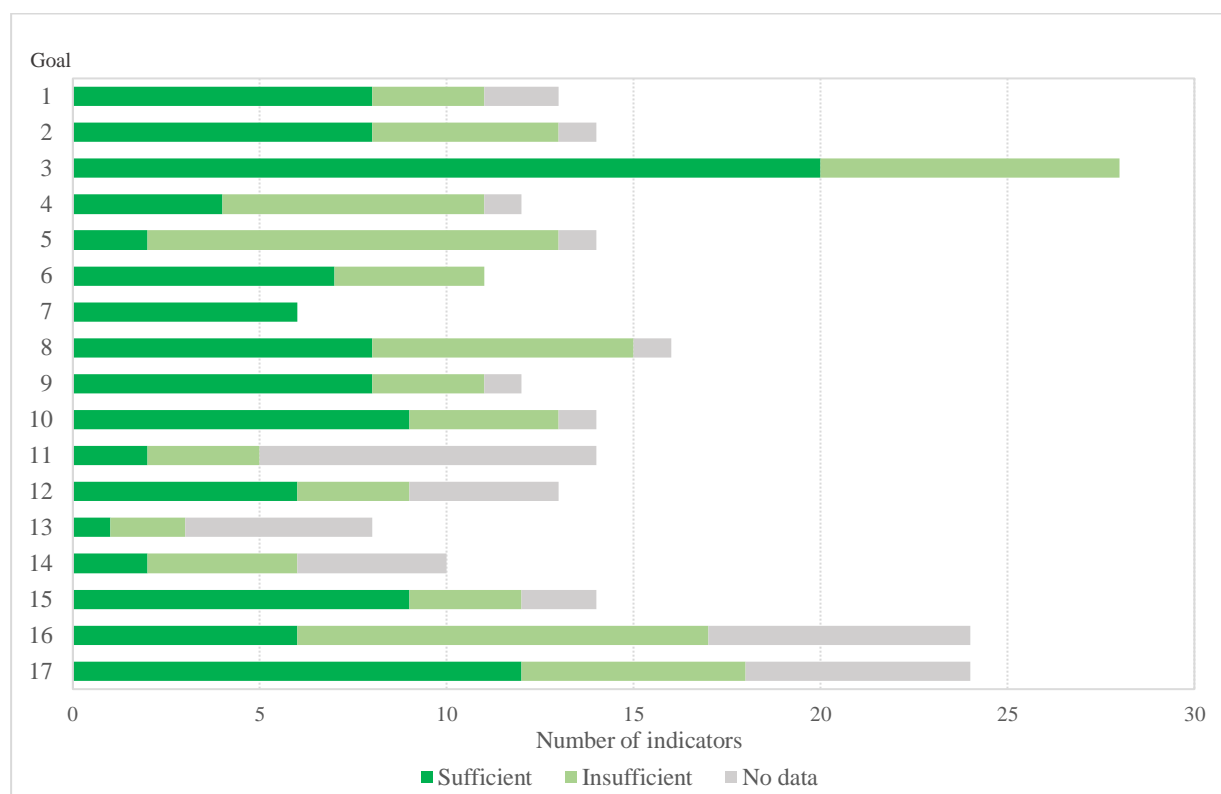


Source: ESCAP calculations based on data from Asia-Pacific SDG Gateway. Available at <https://data.unescap.org/data-analysis/sdg-data-availability> (accessed on 12 January 2021).

Notes: Indicators with sufficient data are those with at least one underlying data series with two or more data points since 2000 for at least half the countries in the region; and indicators with insufficient data are those with some data but not enough to qualify for the sufficient category, thus not sufficient for estimating historical trends.

18. For the first time since reporting began on progress on the Sustainable Development Goals in the Asia-Pacific region, there are sufficient data to assess progress for all of the indicators under a single Goal, namely Goal 7, which constitutes a major milestone. In addition, there are at least some data for all indicators under Goals 3 and 6, which indicates that these Goals will likely soon be comprehensively monitored as well. The indicators with no data continue to fall mostly under the environment-related Goals, namely 11–14, as well as Goals 16 and 17 (see figure IV).

Figure IV
Data availability for Sustainable Development Goal indicators in Asia and the Pacific by Goal, 2020



Source: ESCAP calculations based on data from the Asia-Pacific SDG Gateway (see figure III).

VI. Potential impact of the coronavirus pandemic on progress on the Sustainable Development Goals in Asia and the Pacific

Health impact

19. By the end of 2020, the Asia-Pacific region, which is home to nearly 60 per cent of the world's population, accounted for 25 per cent of the globally confirmed cases of COVID-19 and 20 per cent of reported deaths caused by the virus.

20. The disruption of critical interventions and services in already overstretched health systems due to COVID-19 could cause serious maternal and child health issues. According to United Nations Population Fund modelling,⁷ it is estimated that in some Asia-Pacific countries, the maternal mortality ratio could reach 214 deaths per 100,000 in the best-case scenario and 263 per 100,000 in the worst-case scenarios compared with a projected baseline of 184 per 100,000 in 2020. Analysis of data from 32 Asia-Pacific

⁷ Modelling conducted for 14 countries of the region: Afghanistan; Bangladesh; Bhutan; Cambodia; India; Indonesia; Lao People's Democratic Republic; Myanmar; Nepal; Pakistan; Papua New Guinea; Philippines; Solomon Islands; and Timor-Leste. See Davide De Beni and Federica Maurizio, "Coronavirus is leaving pregnant women with tough choices and bleaker outcomes", World Economic Forum, 27 May 2020.

countries⁸ included in another study shows that more than half a million additional children under 5 years of age in the Asia-Pacific region could lose their lives over a six-month period in the worst-case scenario.⁹

Impact on social protection and basic services

21. According to the most recent World Bank projections, made in June 2020, 100 million people in the world will be pushed back into extreme poverty in 2020 in the downside scenario and 71 million in the baseline scenario. The Asia-Pacific region will suffer a greater impact on poverty as a result of COVID-19 than any other region of the world, with almost half of the projected new poor located in South Asia.¹⁰

22. According to ESCAP estimates, the number of multidimensionally poor people in the Asia-Pacific developing countries could double to exceed 1.2 billion owing to the COVID-19 pandemic.¹¹

23. The United Nations Children’s Fund and Save the Children estimate that the socioeconomic crisis caused by the COVID-19 pandemic could push 71 million more children in the region into monetary poor households by the end of 2020.¹²

24. According to UNESCO, at the height of country lockdowns, approximately 1.5 billion children globally were affected by school closures.¹³ In the Asia-Pacific region,¹⁴ at least 850 million students were affected and lost almost half of the academic year by September 2020. Moreover, more than 6.7 million additional students in primary and secondary education in the region are at risk of dropping out, with the highest estimated number of 4.2 million dropping out of secondary education.

⁸ Afghanistan; Armenia; Azerbaijan; Bangladesh; Bhutan; Cambodia; Democratic People’s Republic of Korea; Georgia; India; Indonesia; Kazakhstan; Kyrgyzstan; Lao People’s Democratic Republic; Maldives; Mongolia; Myanmar; Nepal; Pakistan; Papua New Guinea; Philippines; Samoa; Solomon Islands; Sri Lanka; Tajikistan; Thailand; Timor-Leste; Tonga; Turkey; Turkmenistan; Uzbekistan; Vanuatu; and Viet Nam.

⁹ Timothy Robertson and others, “Early estimates of the indirect effects of the COVID-19 pandemic on maternal and child mortality in low-income and middle-income countries: a modelling study”, *The Lancet Global Health*, vol. 8, No. 7 (July 2020).

¹⁰ Andy Sumner, Chris Hoy and Eduardo Ortiz-Juarez, “Estimates of the impact of COVID-19 on global poverty”, WIDER Working Paper, No. 2020/43 (Helsinki, World Institute for Development Economics Research (UNU-WIDER), April 2020).

¹¹ ESCAP calculations based on data from *Human Development Report 2020: The Next Frontier – Human Development and the Anthropocene* (United Nations publication, 2020).

¹² As defined by UNICEF (see annex).

¹³ UNESCO, “Education: from disruption to recovery”. Available at <https://en.unesco.org/covid19/educationresponse>.

¹⁴ As defined by UNESCO (see annex).

Impact on jobs and informal sector workers

25. International Labour Organization estimates of labour income losses suggest that workers in the region lost 10.3 per cent of their labour income in the first three quarters of 2020 compared with 2019.¹⁵ In total, the amount of labour income lost in the region during the first three quarters of 2020 amounted to nearly \$1.1 trillion.¹⁶

26. In April 2020, as many as 829 million informal workers in the Asia-Pacific region (62 per cent of the region's informal workers) lived in countries where full or partial lockdowns had been implemented.

Economic impact and fiscal response

27. According to International Monetary Fund projections for 2020, nearly half of the Asia-Pacific countries for which data are available have experienced negative economic growth worse than the global projection for the year (-4.4 per cent).

28. Between March and September 2020, the Governments of Asia-Pacific developing countries announced an estimated \$1.8 trillion, or 6.7 per cent of their gross domestic product (GDP), in spending on COVID-19 health response and relief measures for households and firms. The measures were essential to mitigate the adverse impacts on poor households, small and medium-sized enterprises and hard-hit sectors. However, this spending by the region's developing economies as a share of GDP only amounted to half the global figure, with the spending by the world's developing economies as a share of GDP averaging approximately 13 per cent.¹⁷

Social cohesion and community-led resilience

29. The impact that COVID-19 has had on mortality among older people is more apparent when the impact of lockdown measures on the utilization of health-care services is taken into account. According to the results of a World Health Organization (WHO) coordinated survey, only approximately 30 per cent of mental health services for older adults were available with no disruption from June to August 2020.¹⁸ The disruption in services could potentially add to the vulnerability of the elderly population, which is already prone to higher mortality from COVID-19.

30. In addition, the border closures, travel restrictions and quarantine requirements resulting from the COVID-19 pandemic impacted access to territory for persons in need of international protection. From mid-March to the end of May 2020, according to data from the Office of the United Nations High Commissioner for Refugees, the Asia-Pacific region saw a rise in the number of Governments closing their national borders without stipulating exceptions for persons seeking asylum (63 per cent of countries for which data are available).

¹⁵ Estimates reflect losses before income support measures are taken into account.

¹⁶ Labour income lost was calculated using 2019 market exchange rates.

¹⁷ ESCAP, "An assessment of fiscal space for COVID-19 response and recovery in Asia-Pacific developing countries", MPFD Policy Briefs, No. 116 (Bangkok, 2020).

¹⁸ WHO, "Pulse survey on continuity of essential health services during the COVID-19 pandemic: interim report", 27 August 2020.

Environmental impact

31. While carbon dioxide emissions dropped significantly as a result of contingency measures adopted by Governments, the drop has been temporary, with emissions rising as soon as confinement measures are lifted.¹⁹

32. Owing to the COVID-19 pandemic, already weak waste management chains have rapidly been stretched to the limit in many countries in Asia. In cities such as Manila, Kuala Lumpur, Hanoi and Bangkok, for example, daily medical waste production increased by between 154 and 280 tons over pre-pandemic amounts.²⁰

33. According to a review of the recovery measures approved by 13 Governments in the Asia-Pacific region, recovery measures in 11 of the countries reflect very low or almost no consideration of the environmental dimension of the pandemic.²¹ The coronavirus disease is one of many zoonotic diseases jumping from animals to human beings with an increasing frequency that has been linked to unsustainable human activities and increasing pressures on ecosystems. Action to mitigate the risk of emerging zoonotic diseases is of great importance for the Asia-Pacific region, which has been identified as the global hotspot for emerging infectious zoonotic diseases. In that regard, the adoption of a “One Health” approach centred on people’s well-being and environmental integrity is more urgent than ever.²²

Impact on statistical operations

34. According to results from two rounds of a global survey on the impacts of the COVID-19 pandemic on the operations of national statistical offices, although a few of the offices in Asia and the Pacific that had stopped face-to-face data collection in May 2020 had commenced or resumed in July, most had still not resumed.²³

VII. National Sustainable Development Goal tracker: a step-by-step guide for countries

35. Recognizing the immense resource and capacity requirements of measuring progress on the Sustainable Development Goals, ESCAP has developed a new national Sustainable Development Goal tracker. This publicly available online tool will enable member States to use their own data and indicators to create their own communication dashboards and snapshots in just a few clicks. Member States can take advantage of the wealth of data already accessible via the Asia-Pacific SDG Gateway, customize the global indicator set to suit their national priorities, update the global data sets with national data

¹⁹ See Carbon Monitor, carbon dioxide emissions variation database. Available at <https://carbonmonitor.org> (accessed on 12 January 2021).

²⁰ Asian Development Bank, “Managing infectious medical waste during the COVID-19 pandemic”, April 2020.

²¹ Rob Carnell and others, “Asia’s lamentable green response to COVID-19”, ING Bank N.V., 11 August 2020.

²² UNEP, *Preventing the Next Pandemic: Zoonotic Diseases and How to Break the Chain of Transmission* (Nairobi, 2020).

²³ United Nations, Department of Economic and Social Affairs of the Secretariat and World Bank, “Monitoring the state of statistical operations under the COVID-19 pandemic: highlights from the second round of a global COVID-19 survey of national statistical offices”, August 2020.

and set national targets for the global Sustainable Development Goal targets. The national Sustainable Development Goal tracker also makes it possible to use disaggregated data to ensure that no one is left behind. The launch of the new tool coincides with the release of the *Asia and the Pacific SDG Progress Report 2021* and an announcement of new support from the Government of China to build national capacity to monitor progress on the 2030 Agenda as part of the 2021 and 2022 voluntary national review processes.

VIII. Issues for discussion

36. Member States may wish to take the following actions:

(a) Discuss the outcomes of the 2021 assessment of the region's progress on the 2030 Agenda as measured using the global Sustainable Development Goal indicators and data and the ESCAP progress methodology;

(b) Discuss and propose concrete actions in the following areas: (i) regional priorities for the decade of action for the Sustainable Development Goals; (ii) increased data availability at the national, subregional, regional and global levels; and (iii) a regionally harmonized approach to assessing national progress on the 2030 Agenda.

Annex

List of countries in the ESCAP Asia-Pacific region and subregions

The following table provides the country groupings that have been used in the analysis contained in the United Nations publication entitled *Asia and the Pacific SDG Progress Report 2021*.

<i>Region</i>	
Asia and the Pacific	Afghanistan; American Samoa; ^{a,b} Armenia; ^b Australia; ^a Azerbaijan; ^b Bangladesh; Bhutan; Brunei Darussalam; Cambodia; China; Cook Islands; ^a Democratic People's Republic of Korea; Fiji; French Polynesia; ^{a,b} Georgia; ^b Guam; ^{a,b} Hong Kong, China; ^a India; Indonesia; Iran (Islamic Republic of); Japan; ^a Kazakhstan; Kiribati; Kyrgyzstan; Lao People's Democratic Republic; Macao, China; ^a Malaysia; Maldives; Marshall Islands; Micronesia (Federated States of); Mongolia; Myanmar; Nauru; Nepal; New Caledonia; ^{a,b} New Zealand; ^a Niue; ^a Northern Mariana Islands; ^{a,b} Pakistan; Palau; Papua New Guinea; Philippines; Republic of Korea; Russian Federation; ^b Samoa; Singapore; Solomon Islands; Sri Lanka; Tajikistan; Thailand; Timor-Leste; Tonga; Turkey; Turkmenistan; Tuvalu; Uzbekistan; Vanuatu; Viet Nam

^a Not included in United Nations Children's Fund classification of Asia and the Pacific region for this report.

^b Not included in United Nations Educational, Scientific and Cultural Organization coverage of Asia and the Pacific region for this report.

<i>Subregions</i>	
East and North-East Asia	China; Democratic People's Republic of Korea; Hong Kong, China; Japan; Macao, China; Mongolia; Republic of Korea
North and Central Asia	Armenia; Azerbaijan; Georgia; Kazakhstan; Kyrgyzstan; Russian Federation; Tajikistan; Turkmenistan; Uzbekistan
Pacific	American Samoa; Australia; Cook Islands; Fiji; French Polynesia; Guam; Kiribati; Marshall Islands; Micronesia (Federated States of); Nauru; New Caledonia; New Zealand; Niue; Northern Mariana Islands; Palau; Papua New Guinea; Samoa; Solomon Islands; Tonga; Tuvalu; Vanuatu
South-East Asia	Brunei Darussalam; Cambodia; Indonesia; Lao People's Democratic Republic; Malaysia; Myanmar; Philippines; Singapore; Thailand; Timor-Leste; Viet Nam
South and South-West Asia	Afghanistan; Bangladesh; Bhutan; India; Iran (Islamic Republic of); Maldives; Nepal; Pakistan; Sri Lanka; Turkey